



ELIT-1060

Ultra Compact Triple Display Terminal Powered by Intel® Elkhart Lake Processor



Features

- Intel® Celeron® N6210 (1.5M Cache, up to 2.60 GHz)
- Fanless and Ultra Compact Design
- Support Triple Display: 2 x HDMI, 1 x DisplayPort
- Onboard 32GB eMMC
- Dual 2.5Gb ethernet & Support TPM 2.0
- 1 x COM, 2 x USB3.2 (Gen.2), 1 x USB2.0, 2 x USB Type-C
- 1 x M.2 M-key, (2260/2280), 1 x M.2 E-key (2230)
- Supports Windows® 10 / Windows® 11

System

CPU	Soldered onboard Intel® Celeron® N6210, 1.20GHz
Memory	1 x 260 pin DDR4 SO-DIMM socket up to 32GB (4GB DDR4 SO-DIMM pre-installed)
LAN	2 x Intel® i225V controller
Chipset	SoC Integrated
Graphics	Intel® UHD Graphics for 10th Gen Intel® Processors
Watchdog Timer	1~255 levels reset
TPM	Support TPM 2.0

Storage

Type	Onboard 32GB eMMC 1 x M.2 M-key (2260/2280, PCIe Gen.3 x2/SATA interface) support NVMe
------	---

Audio

Type	Line-out/ MIC-in combo
------	------------------------

Button

Button	Power on/off button
--------	---------------------

Power System

Power Input	DC 12V input by lockable DC Jack
Power Consumption	Typical 24W (w/o I/O cards)

Qualification

Certification	CE, FCC Class A
---------------	-----------------

I/O

Serial Ports	1 x DB-9 connectors for RS232/422/485 (RI/5V/12V)
USB Ports	2 x Type-A USB 3.2 (Gen 2)
	1 x Type-A USB 2.0
	2 x Type-C USB 3.2 (Gen 2)
LAN	2 x RJ-45 ports for 2.5 GbE LAN
Video Ports	1 x DP (Max Resolution: 4096x2160@60Hz) 2 x HDMI 2.0 (Max Resolution: 4096x2160@60Hz)
Expansion Bus	1 x M.2 E-key (2230, PCIe Gen.3 x1/ USB2.0 interface) for Wireless connective
Others	2 x Antenna holes

Mechanical

Mounting Type	Desktop (default) Wall-mount and DIN-Rail mount (optional)
Chassis	Aluminum alloy
Dimensions (W x D x H)	118 x 108 x 49.5mm
Weight (Net)	0.66kg

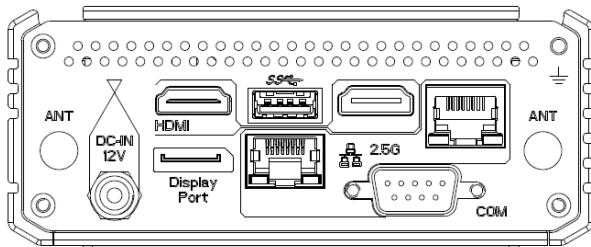
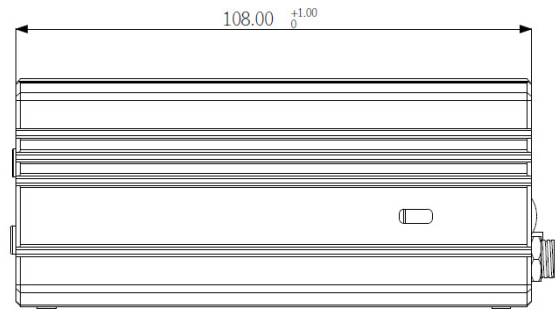
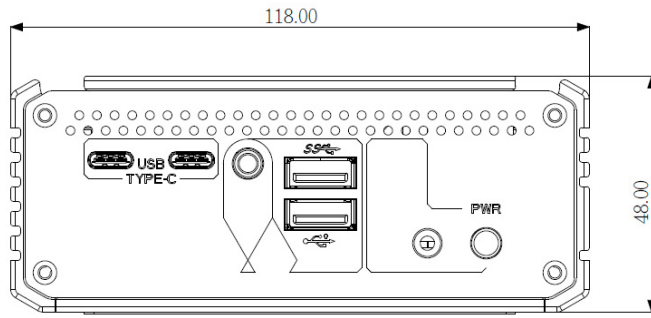
Environmental

Operating Temp.	-20 ~ 60°C
Storage Temp.	-20 ~ 60°C
Operating Humidity	10%-95% RH @ 60°C (non-condensing)
Vibration	3 Grms/5~500Hz/random operation
Shock	Operating 50G (11ms) with eMMC








OS Support

Windows® 10 / Windows® 11

Dimensions



Optional Accessories

PAC-60W1A-FSP-ES	AC/DC ADAPTER KIT, 12V, 60W, 2.5 DC JACK LOCKABLE w/ EU & USA POWER CORD	
MM-4C-8G/16G	DDR4-2400 8GB/16GB SO-DIMM MEMORY	
64GB M.2 SSD	M.2 M-key 2280, 64GB, SATA3.0	
WiFi-AT3550	Atheros QCNFA364A M.2 WiFi module w/ 2*30cm internal wiring	
ANT-D11	1 x Wi-Fi Dual-band 2.4G/5G antenna	
DRK-1060	ELIT-1060 DIN Rail Kitt	
WMK-1060	Wall Mount Kit For ELIT-1060	

*CTOS means Configure-to-Order Service.